



US00D415813S

# United States Patent [19]

O'Quinn et al.

[11] Patent Number: **Des. 415,813**

[45] Date of Patent: **\*\* Oct. 26, 1999**

[54] **FIREARMS NOISE SUPPRESSOR**

[76] Inventors: **Carl L. O'Quinn**, 8167 Lowell Valley Dr., Bahama, N.C. 27503; **Raymond W. Andrews, Jr.**, 6911 Bill Poole Rd., Rongemont, N.C. 27572.

[\*\*] Term: **14 Years**

[21] Appl. No.: **29/095,584**

[22] Filed: **Oct. 27, 1998**

[51] **LOC (6) Cl.** ..... **22-01**

[52] **U.S. Cl.** ..... **D22/108; D22/100; D22/199**

[58] **Field of Search** ..... **D22/100, 108, D22/199; 89/14.4**

[56] **References Cited**

**U.S. PATENT DOCUMENTS**

37,193	12/1862	Alsop .	
1,013,974	1/1912	Vandenbossche .	
1,017,003	2/1912	Kenney .	
1,021,742	3/1912	Moore .....	89/14.4
1,111,202	9/1914	Westfall .	
1,140,578	5/1915	Coulumbe .	
1,173,687	2/1916	Thompson .	
1,341,363	5/1920	Fiala .	
1,401,667	12/1921	Brown .	
1,427,802	9/1922	Goodwin .	
1,487,214	3/1924	Dezendorf .	
1,487,312	3/1924	Bull .	
2,448,382	8/1948	Mason .	
2,503,491	4/1950	Janz .....	181/41

2,868,078	1/1959	Jarrett .....	89/14.4
2,932,915	4/1960	Wilson .....	42/79
3,164,060	1/1965	Dahl .....	89/14.4
4,008,538	2/1977	Center .....	42/78
4,501,189	2/1985	Brandl et al. ....	89/14.4
4,510,843	4/1985	Rabatin .....	89/14.4
4,643,073	2/1987	Johnson .....	89/14.3
4,833,808	5/1989	Strahan .....	42/1.06
4,869,151	9/1989	Chahin .....	89/14.4
4,939,977	7/1990	Stroup .....	89/14.4
4,974,489	12/1990	Fishbaugh .....	89/14.4
5,317,825	6/1994	Vatterott .....	42/79

*Primary Examiner*—Doris Clark  
*Assistant Examiner*—Monica A. Weingart  
*Attorney, Agent, or Firm*—Jenkins & Wilson, P.A.

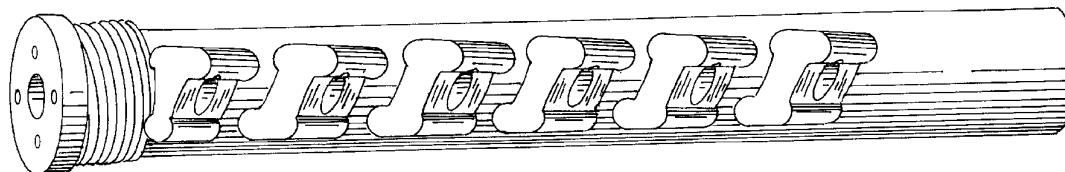
[57] **CLAIM**

The ornamental design for a firearms noise suppressor, as shown and described.

**DESCRIPTION**

FIG. 1 is a front perspective view of the firearms noise suppressor showing our new design;  
 FIG. 2 is a rear perspective view of the firearms noise suppressor;  
 FIG. 3 is a side elevation view of the firearms noise suppressor;  
 FIG. 4 is a top plan view of the firearms noise suppressor;  
 FIG. 5 is bottom plan view of the firearms noise suppressor;  
 FIG. 6 is a rear view of the firearms noise suppressor; and,  
 FIG. 7 is a front view of the firearms noise suppressor.

**1 Claim, 3 Drawing Sheets**



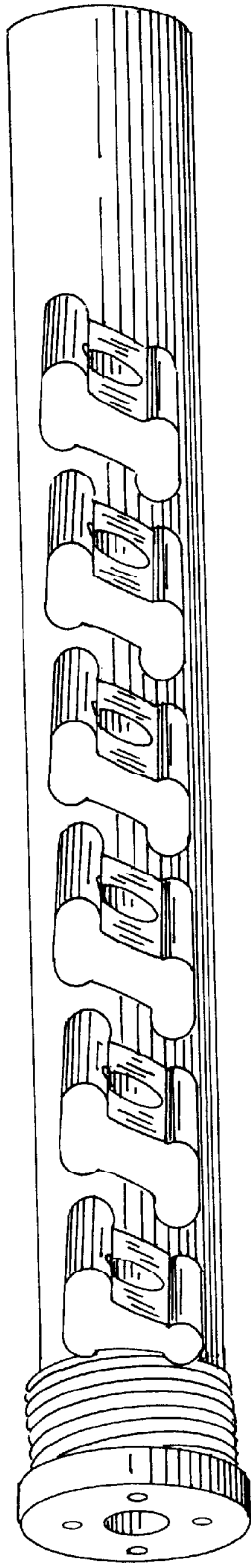


FIG. 1

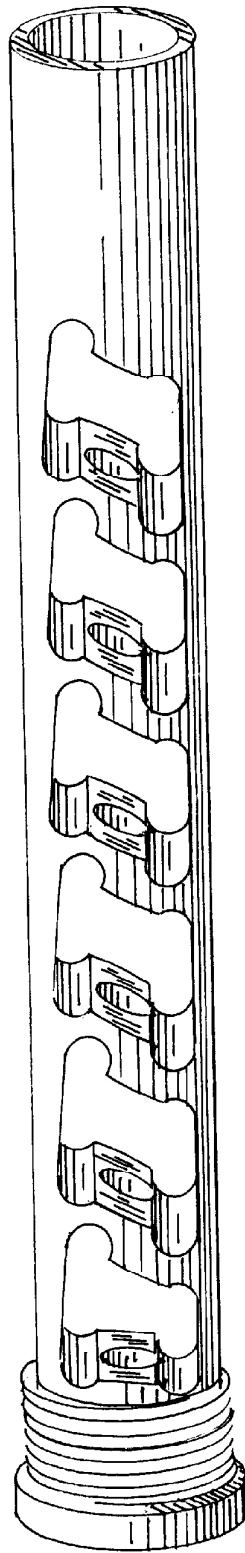


FIG. 2

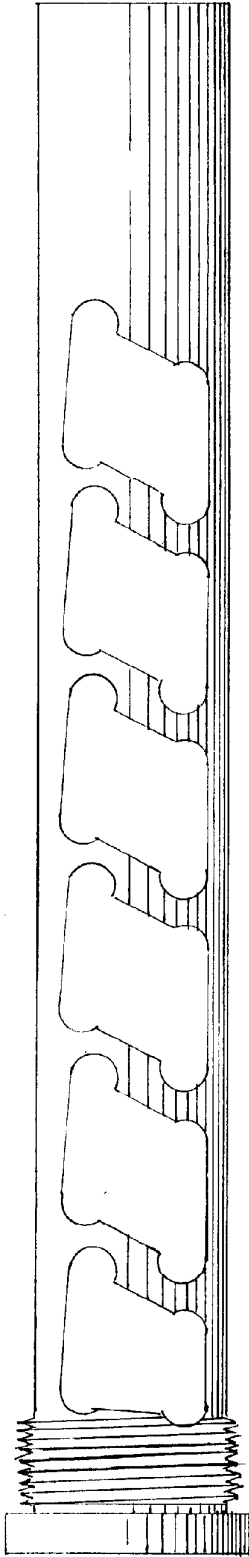


FIG. 3

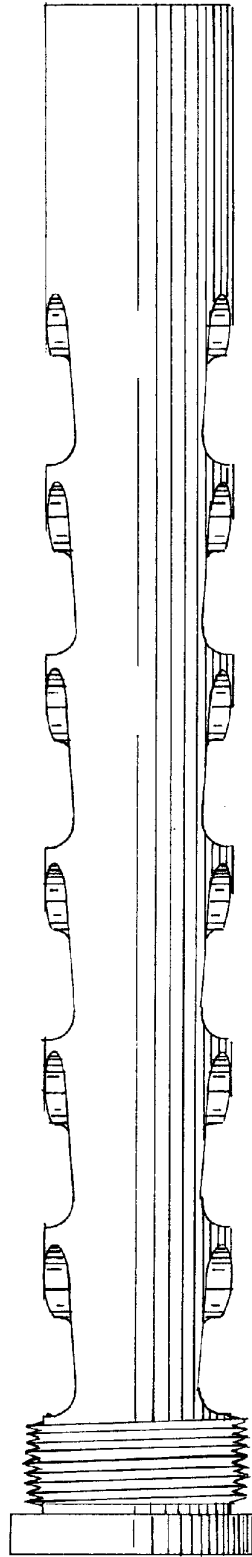


FIG. 4

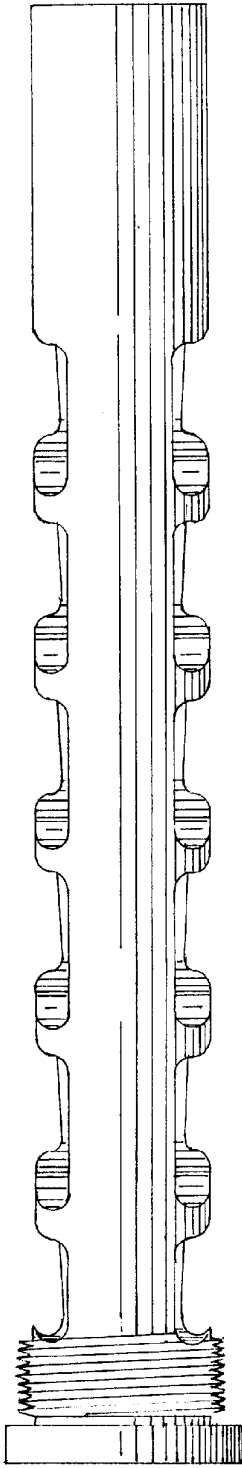


FIG. 5

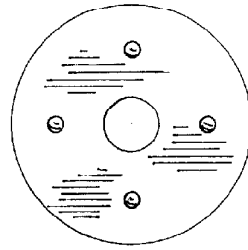


FIG. 7

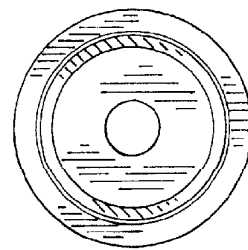


FIG. 6