



US00D415812S

United States Patent [19]

Andrews, Jr. et al.

[11] Patent Number: **Des. 415,812**

[45] Date of Patent: **** Oct. 26, 1999**

[54] **FIREARMS NOISE SUPPRESSOR**

[76] Inventors: **Raymond W. Andrews, Jr.**, 6911 Bill Poole Rd., Rougemont, N.C. 27572;
Carl L. O'Quinn, 8167 Lowell Valley Dr., Bahame, N.C. 27503

[**] Term: **14 Years**

[21] Appl. No.: **29/095,578**

[22] Filed: **Oct. 27, 1998**

[51] **LOC (6) Cl.** **22-01**

[52] **U.S. Cl.** **D22/108; D22/100; D22/199**

[58] **Field of Search** **D22/100, 108, D22/199; 89/14.4**

[56] **References Cited**

U.S. PATENT DOCUMENTS

37,193	12/1862	Alsop .	
1,013,974	1/1912	Vandenbossche .	
1,017,003	2/1912	Kenney .	
1,021,742	3/1912	Moore	89/14.4
1,111,202	9/1914	Westfall .	
1,140,578	5/1915	Coulumbe .	
1,173,687	2/1916	Thompson .	
1,341,363	5/1920	Fiala .	
1,401,667	12/1921	Brown .	
1,427,802	9/1922	Goodwin .	
1,487,214	3/1924	Dezendorf .	
1,487,312	3/1924	Bull .	
2,448,382	8/1948	Mason .	
2,503,491	4/1950	Janz	181/41
2,868,078	1/1959	Jarrett	89/14.4

2,932,915	4/1960	Wilson	42/79
3,164,060	1/1965	Dahl	89/14.4
4,008,538	2/1977	Center	42/78
4,501,189	2/1985	Brandl et al.	89/14.4
4,510,843	4/1985	Rabatin	89/14.4
4,643,073	2/1987	Johnson	89/14.3
4,833,808	5/1989	Strahan	42/1.06
4,869,151	9/1989	Chahin	89/14.4
4,939,977	7/1990	Stroup	89/14.4
4,974,489	12/1990	Fishbaugh	89/14.4
5,317,825	6/1994	Vatterott	42/79

Primary Examiner—Doris Clark
Assistant Examiner—Monica A. Weingart
Attorney, Agent, or Firm—Jenkins & Wilson, P.A.

[57] **CLAIM**

The ornamental design for a firearms noise suppressor, as shown and described.

DESCRIPTION

FIG. 1 is a front perspective view of the firearms noise suppressor showing our new design;

FIG. 2 is a rear perspective view of the firearms noise suppressor;

FIG. 3 is a side elevation view of the firearms noise suppressor;

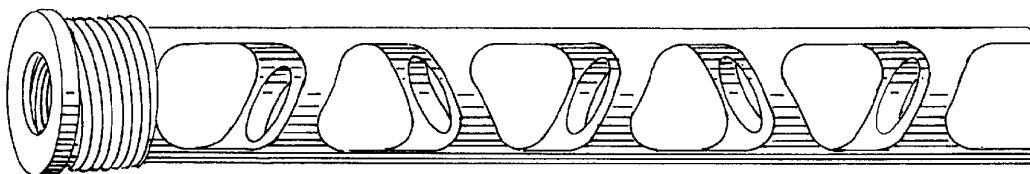
FIG. 4 is a top plan view of the firearms noise suppressor;

FIG. 5 is bottom plan view of the firearms noise suppressor;

FIG. 6 is a front end view of the firearms noise suppressor; and,

FIG. 7 is a rear view of the firearms noise suppressor.

1 Claim, 3 Drawing Sheets



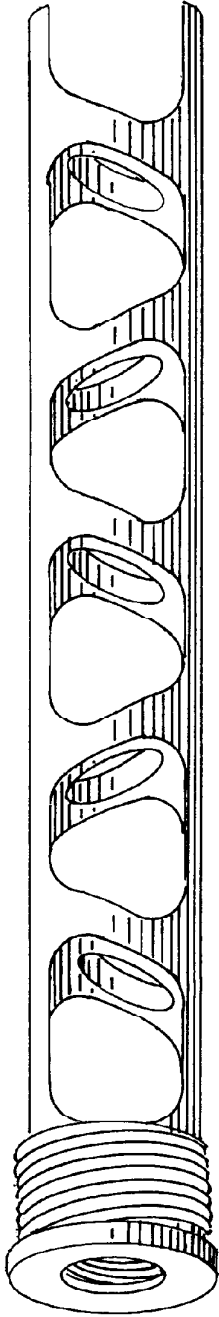


FIG. 1

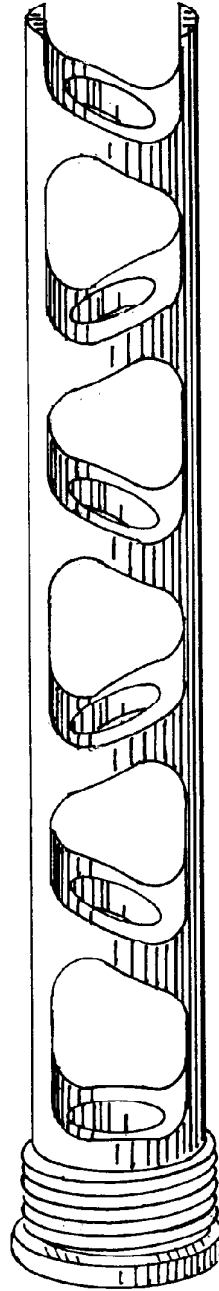


FIG. 2

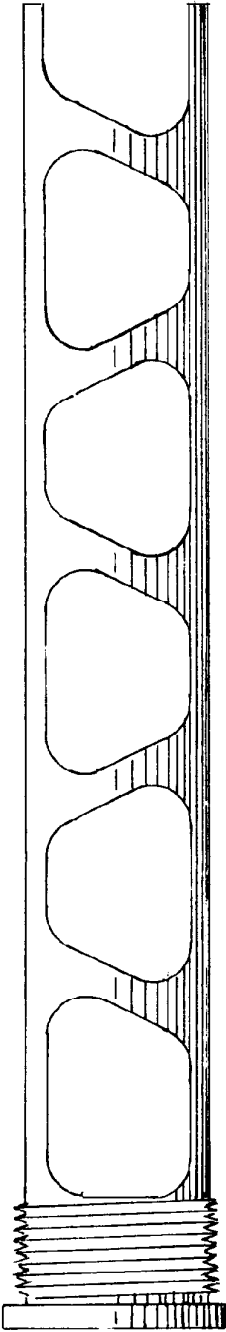


FIG. 3

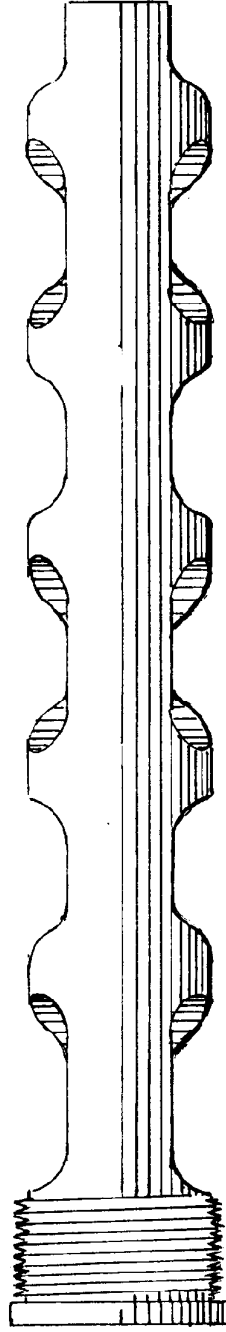


FIG. 4

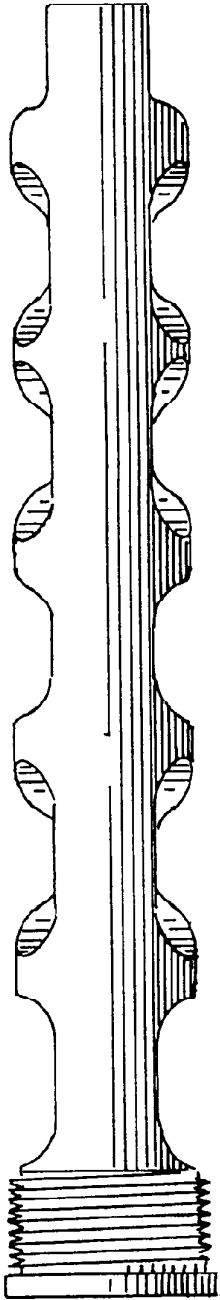


FIG. 5

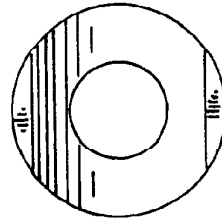


FIG. 6

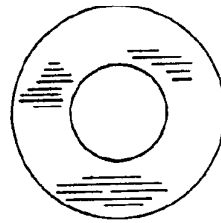


FIG. 7